

### SEXTANT PME



The country of origin of the mutual fund is France. The mutual fund can only be distributed, either in or from Switzerland, to qualified investors, strictly in the sense stipulated by Article 10 al 3, 3bis, and 3rd LPCC. Our representative is ARM Swiss Representatives SA, Route de Cité-Ouest 2, 1196 Gland, Switzerland and our payment service agent in Switzerland is Caceis Bank—Route de Signy 35— CH-1260 Nyon. The place of execution for the acquired parts by Swiss investors, or from Switzerland is the headquarters of the aforementioned representative in Zurich. The prospectus, Key Investor Information Document (KIID), fund regulation, as well as the annual and half-yearly reports can be obtained upon request from our representative in Switzerland.

Sextant PME is an equity fund in European SMEs/ISEs constructed independently of any reference index, based on selecting individual companies. It is eligible for both the French Equity Savings Plan (Plan d'Epargne en Actions, PEA) and the French Equity Savings Plan for SMEs (Plan d'Epargne en Actions PME, PEA-PME), with at least 75% invested in shares of European Union and European Economic Area SMEs/ISEs.

### Performances

	Sextant PME (N)	CAC Small NR
1 month	-15.4%	-20.4%
3 months	-22.5%	-29.6%
6 months	-14.6%	-23.7%
1 year	-19.1%	-23.9%
2 years	-30.9%	-38.2%

	2018	2019	2020
Sextant PME (N)	-20.5%	13.7%	-22.5%
CAC Small NR	-26.0%	17.2%	-29.6%

Since January 1st 2014, the index of reference is the CAC Small reinvested net dividends index.

**Past performance is not necessarily indicative of future performance. Commissions and charges from the subscription or redemption of shares were not taken into account for this calculation.**

### Main holdings

Name	Sector	Country	Net asset %	Contribution to monthly performance
Picanol	Industry	Belgium	4.5%	-7 bps
Groupe Guillin	Food Industry processing	France	4.3%	-22 bps
Aubay	Business services	France	4.2%	-78 bps
Bourse Direct	Finance	France	3.5%	-8 bps
Focus Home	Entertainment industry	France	3.0%	25 bps

### Indicators

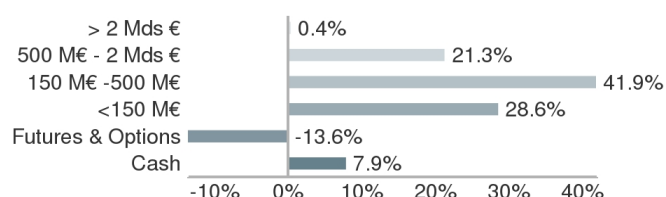
1 year volatility	Fund : 19.4% Benchmark : 26.0%
Number of lines	72
Average cap. of equities	367 M€
Median cap. of equities	234 M€

### Main contributions to performance

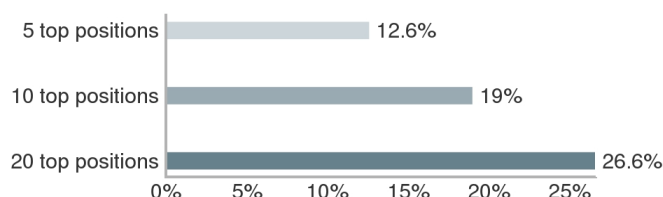
Name	Contrib.	Name	Contrib.
HelloFresh	42 bps	Fourlis	-118 bps
Focus Home	25 bps	Wavestone	-102 bps
Fnac Darty	17 bps	Voyag. du Monde	-85 bps
Urban Exposure	9 bps	Aubay	-78 bps
Zooplus	9 bps	Bufab AB	-77 bps



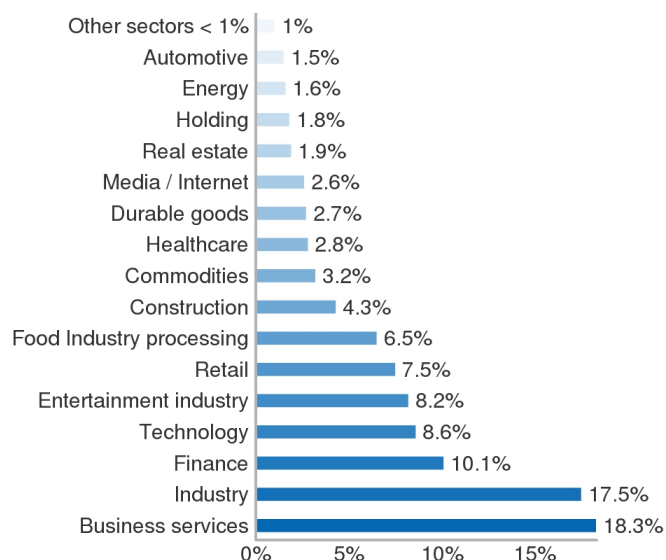
## Distribution by capitalisation size



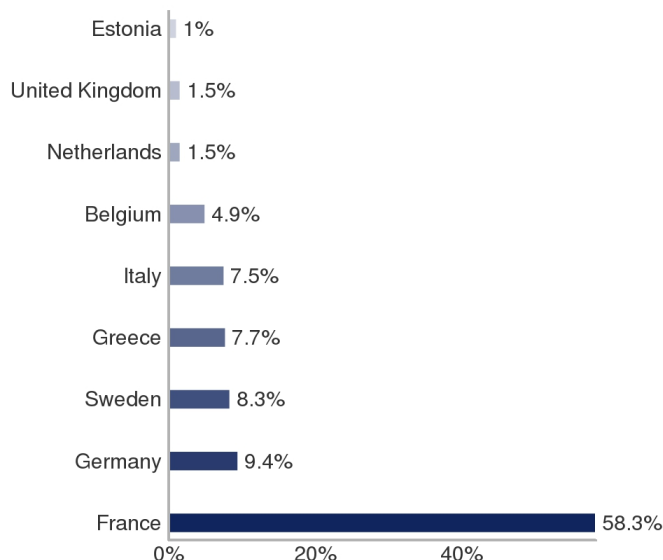
## Weight of the main holdings



## Distribution of holdings by sector



## Geographical distribution of holdings



## Main characteristics

<b>Legal form</b>	UCITS / French mutual fund	<b>Launch date</b>	Fund : 17/12/2007 Unit : 29/12/2017
<b>Share category</b>	Unit N	<b>Recommended investment duration</b>	Over 5 years
<b>ISIN code</b>	FR0013306370	<b>Centralisation - Settlement / Delivery</b>	D at 10 AM / D + 2
<b>Bloomberg code</b>		<b>Custodian</b>	CACEIS Bank
<b>AMF classification</b>	"European Equities" UCITS	<b>Transfert agent</b>	Caceis Bank, Route de Signy 35 – CH-1260 Nyon
<b>Benchmark</b>	CAC Small NR	<b>Tax provisions</b>	Eligible for PEA (French personal eq. savings plan) Eligible for PEA-PME (French personal eq. savings plan)
<b>Unit NAV / Net assets Fund</b>	150.15 € / 62.60 M€	<b>Entry charge</b>	5.0% including tax maximum
<b>Share NAV period</b>	Daily based on prices at market close	<b>Exit charge</b>	1.0% including tax maximum
<b>Risk profile</b>	1 2 3 4 <b>5</b> 6 7	<b>Fixed management fee</b>	1.30% including tax maximum
Scale from 1 (lowest risk) to 7 (highest risk); category-1 risk does not mean a risk-free investment. This indicator may change over time.		<b>Performance fee</b>	15%, including taxes of the common fund's positive performance beyond its performance index per calendar year

Source: Amiral Gestion at 31/03/2020

## Notice

This commercial document aims to present the characteristics of the fund on a simplified basis. For further information, you may refer to the key information document for investors and to the prospectus, which are legal documents available on the management company's internet site or by request to the management company. The performances shown are not a reliable guide to future performance. Performance may vary over time.